

## ASSEMBLY ACCESSORIES

## SWIVEL JOINTS

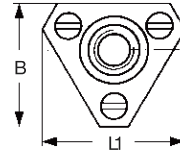
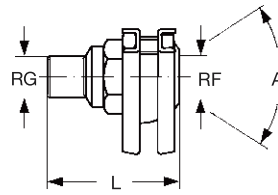
## ZRP

ZRP swivel joints are very popular as adjustments can be done locking the sphere between the two flanges.

A female thread meets the nozzle and a male threaded connection fits in the feed line.

Max working pressure LP 15 bar

Materials B2 AISI 304 stainless steel  
T1 Brass



Code	RG inch	RF inch	L mm	B mm	L1 mm	A deg	W g
ZRP 1212 xx	1/8	1/8	30	40	35	50	65
ZRP 2512 xx	1/4	1/8	32				92
ZRP 2525 xx	1/4	1/4	40	50	45	60	140
ZRP 2538 xx	1/4	3/8	40				150
ZRP 3825 xx	3/8	1/4	40				150
ZRP 3838 xx	3/8	3/8	40				150

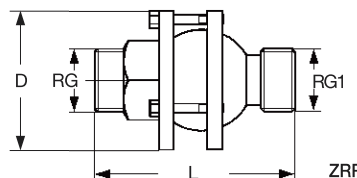
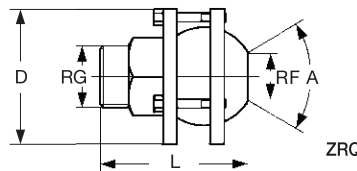
## SWIVEL JOINTS

## ZRQ

ZRQ swivel joints are designed to allow jet pointing for large nozzles. Fitting and adjustments are carried out locking the clamping flange. These joints have a male thread connection to the feed pipe and a male or female connection for the nozzle.

Max working pressure LP 9 bar

Materials B31 AISI 316L Stainless steel  
T1 Brass



Code	RG inch	RG1 inch	RF inch	L mm	D mm	A deg	W kg
ZRQ 8080 xx	1		1	89	92	40	1,8
ZRQ 8282 xx	1 1/4		1 1/4	130			2,1
ZRQ 8482 xx	1 1/2		1 1/4	133			2,4
ZRR 8282 xx	1 1/4	1 1/4		130	92	40	2,2
ZRR 8284 xx	1 1/2	1 1/4		130			2,2
ZRR 8484 xx	1 1/2	1 1/2		130			2,4
ZRR 8686 xx	2	2 1/2		203	158	40	8,0
ZRR 8888 xx	2 1/2	2 1/2		229			8,8