

**ASSEMBLY ACCESSORIES**

**SPRING PIPE CLAMPS**

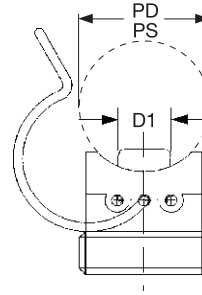
ZPL clamps are an efficient and cost-effective solution to fit nozzles in light duty plants. They use the same range of accessories (retaining caps, nozzle spheres, threaded spheres and o-rings) as the ZPF clamps, for maximum flexibility in system design and reduction of stock to a minimum. The clamp can be fit to the pipe quickly and without tools locking the profiled spring around the pipe, minimizing the time required to install or service a plant.

Max working temperature LT 80° C  
 Max working pressure LP 2 bar  
 Locknut Code VAB 0125 D6

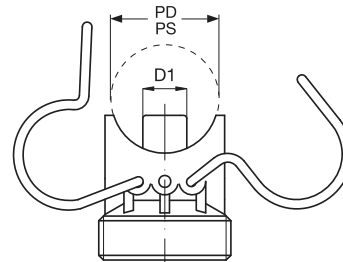
Materials Body D6 PP, chemically bonded fibreglass  
 Spring N1 AISI 302 Stainless steel, heat treated  
 O-ring E8 NBR

Code		PS	PD	D	A	W
Single spring	Double spring	inch	mm	mm	deg	g
ZPL C100 D6	ZPN C100 D6	1	34/32	14,0	40	46/65
ZPL A125 D6	ZPN A125 D6	1 1/4	43/41	20,0	40	
ZPL B125 D6	ZPN B125 D6			17,0		
ZPL C125 D6	ZPN C125 D6			14,0		
ZPL A150 D6	ZPN A150 D6	1 1/2	49/46	20,0	40	
ZPL B150 D6	ZPN B150 D6			17,0		
ZPL C150 D6	ZPN C150 D6			14,0		

**ZPL**



ZPL



ZPN

**ZPN**

For bigger manifold sizes and when standpipes are subject to excessive vibrations, we recommend to use the double spring ZPN clamp to ensure a firmer connection to the pipe. Product codes are listed in the table beside.

**THREADED NIPPLE**

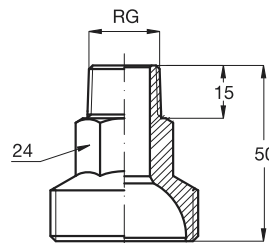
The ZLF threaded nipple meets all HG nozzles and ZBA threaded spheres and is designed to fit where standard clamps cannot be used or to the feed manifold. Available in two different thread sizes and with European or American threads, it is made in the same high quality polypropylene as all our pre-treatment products.

Max working temperature LT 80° C  
 Max working pressure LP 4 bar  
 Locknut code VAB 0125 D6

Material D6 PP, chemically bonded fibreglass

Code	RG inch BSPT	RG inch NPT	W
ZLF A038 D6	3/8	-	15
ZLF B038 D6	-	3/8	
ZLF A050 D6	1/2	-	
ZLF B050 D6	-	1/2	

**ZLF**



Assembly description  
 VAB 0125 D6  
 ZLF A050 D6  
 HGQ 2155 D5

